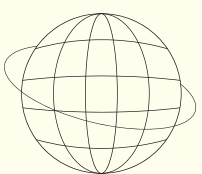


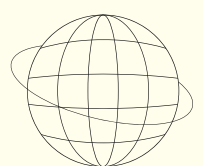
PREY DRIVE ESSENTIALS

 **RISK** 
ASSESSMENT

Presented by
Tracey McLennan



bestdoglearningandstuff.co.uk



SAFETY MATTERS




Let's look at risk

Safety is a big part of working with high prey drive dogs. You really have three safety considerations to think about:

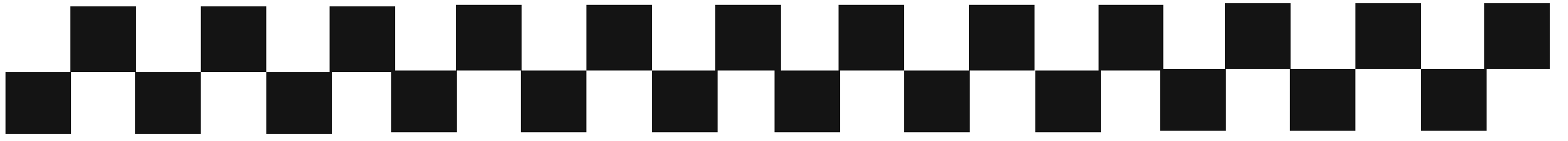
- Your own safety
- Your dog's safety
- The safety of the prey

Since it isn't possible to guarantee safety in anything, a good way of approaching this is to spend time doing a quick risk assessment for each place you are going to walk in is a great idea. Even more so if you intend to have your dog off leash.

Risk can be thought of as having two parts; probability of the risk happening and impact if the risk does happen.



PROBABILITY




1 There is almost no chance of this risk happening

2 It is unlikely that this will happen

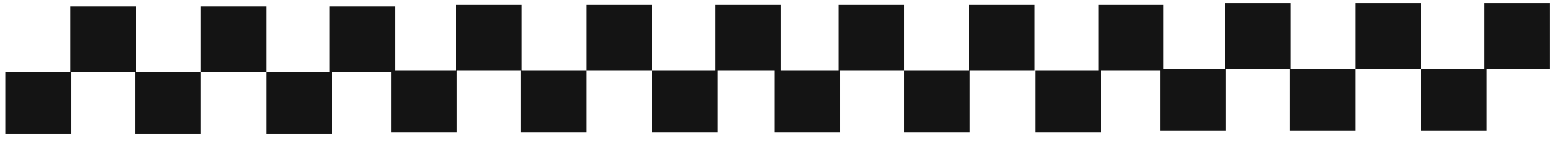
3 There is an equal chance of this risk happening as not happening

4 This risk is probably going to happen at some point.

5 It is almost certainly going to happen



IMPACT



1

The impact would be insignificant.

2

This would cause a problem but it would be minor and easily sorted.

3

This would cause a significant problem that would take time to deal with.

4

This risk would cause a major problem.

5

If this risk happened the impact would be severe with long term problems caused.



RISK SCORE



RISK SCORE =
PROBABILITY x IMPACT



1 – 4 Acceptable: Train or walk without extra safety precautions.

5 – 9 Adequate: No extra safety precautions are needed but monitor closely to see if you do need to move on or use a lead.

10 – 16 Tolerable: Consider extra safety measures if you are here but otherwise fine.

17 – 25 Unacceptable: If you train or walk here, you are likely to run into problems. Perhaps you could find somewhere else until the work you are doing with your dog has reduced this risk number.



bestdoglearningandstuff.co.uk