


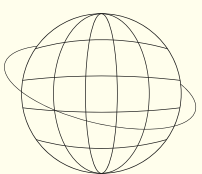
PREY DRIVE ESSENTIALS



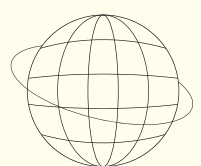
OBSERVE



Presented by
Tracey McLennan



bestdoglearningandstuff.co.uk




☉ IS THIS YOU? ☉

You are hypervigilant when out walking your dog.


But you **STILL** get blindsided by a squirrel or cat or something appearing suddenly and your dog losing their mind!

So you feel as if walks with your dog are unpredictable.

THE



FIX



The fix for the problems on the previous slide is to learn great observation skills.

And then to practice them so often that it becomes second nature to you to understand what your dog's body is telling you about how they are feeling - and about what prey is around.

Even if you can't see anything nearby.



START WITH



Head

Your dog's head will give you lots of information about how they are feeling.

You can look at:

- Their head position
- Their ears
- Whether their mouth is open or closed
- Is their nose moving or not

Learn what is normal for your dog - and what they do when there is prey around.

Tail

At the other end of your dog, learn to read your dog's tail.

You can look at:

- Is it wagging or still
- How fast is it moving
- Is it held high or low
- Does the tail look stiff or relaxed.

Again, learn what is normal for your dog - and what happens with their tail when there is prey around.