


PREY DRIVE ESSENTIALS



A

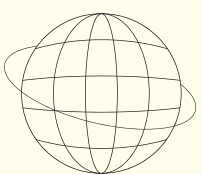


GREAT

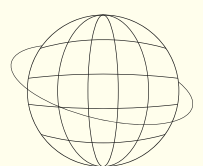
OUTLET



Presented by
Tracey McLennan



bestdoglearningandstuff.co.uk





YOUR DOG



Search

Approach

Chase

Bite



bestdoglearningandstuff.co.uk

TRY THESE OUT

Search

Hide food or a favourite toy and encourage your dog to search it out.

Approach


This is best done with a toy that has a long handle so that you can move it slowly.

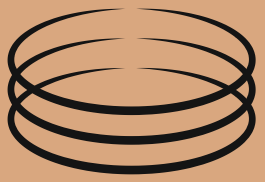
Chase

Toys designed for throwing and playing fetch or flirt poles are great for chase outlets.


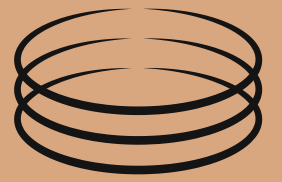
Bite

Try different textures and sizes of toy - or let your dog bite and eat different foods.





REMEMBER



- Your dog is predisposed to prefer prey over food or toys.

- Start using your alternatives in easy places like at home or your garden.

- Gradually introduce them in different places - and try not to directly compete with real prey.

- It takes time and learning for dogs to value the alternatives.

- But - with your dog on a lead, you can practice having them sniff in places where wildlife has been or stand and watch wildlife.